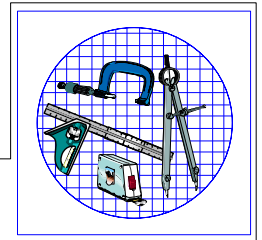




**Siège social**  
 3437, boul. Grande Allée,  
 Boisbriand, Québec J7H 1H5  
 ☎ 1-800-361-1452  
 (450) 434-1313  
 📠 1-800-561-8579  
 (450) 434-1314

**Succursale**  
 1545, rue Britannia est, # 17-22  
 Mississauga, Ontario L4W 3C6  
 ☎ 1-877-565-9559  
 (905) 565-9559  
 📠 1-877-565-9560  
 (905) 564-3779

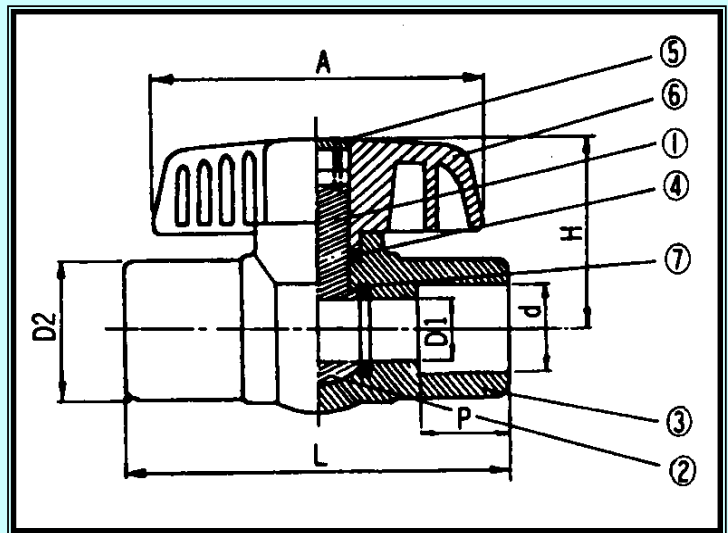


## SPÉCIFICATIONS TECHNIQUES

### VALVE À BILLE - PVC BLANC TARAUDÉE ou COLLÉE



Ref.	Pièce	Mat.	Pcs
1	Tige	UPVC	1
2	Bille	UPVC	1
3	Corps	UPVC	1
4	O-Ring	EPDM	1
5	Capuchon	ABS	2
6	Poignée	ABS	1
7	Siège	EPDM	2

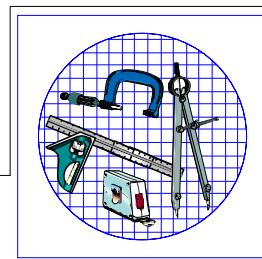


N.B. Toutes dimensions en pouces

# BMI	Dim.	D1	d		P	L	D2	H	A	Test press.
			Taraudée							PSI
19504	1/2"	0.591	1/2"NPT		0.835	2.952	1.234	1.740	2.769	222
19505	3/4"	0.790	3/4"NPT		1.016	3.632	1.466	2.080	3.198	222
19506	1"	0.984	1"NPT		1.073	4.011	1.830	2.550	3.921	222
19507	1 1/4"	1.260	1 1/4"NPT		1.108	4.441	2.100	2.846	4.243	222
19508	1 1/2"	1.535	1 1/2"NPT		1.329	5.105	2.494	3.040	4.243	222
19509	2"	1.969	2"NPT		1.547	5.866	2.961	3.440	5.404	222
19510	2 1/2"	2.559	2 1/2"NPT		1.750	7.165	3.681	5.078	6.772	222
19511	3"	2.952	3"NPT		1.875	7.362	4.409	5.118	6.772	148
19512	4"	3.710	4"NPT		2.250	9.606	5.236	6.575	9.055	148

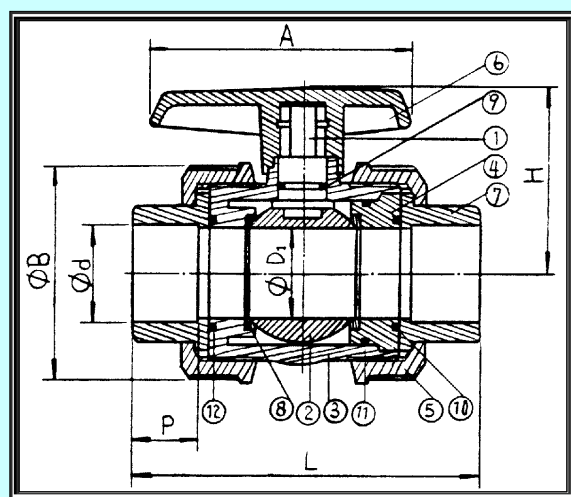
N.B. Toutes dimensions en pouces

# BMI	Dim.	D1	Collée	P	L	D2	H	A	PSI
19604	1/2"	0.591	0.840	0.835	3.145	1.234	1.740	2.769	222
19605	3/4"	0.790	1.050	1.071	3.697	1.436	2.080	3.077	222
19606	1"	0.984	1.315	1.099	4.020	1.765	2.550	3.916	222
19607	1 1/4"	1.260	1.660	1.109	4.446	2.100	2.846	4.240	222
19608	1 1/2"	1.535	1.900	1.329	5.154	2.384	3.040	4.496	222
19609	2"	1.969	2.375	1.553	5.838	2.827	3.440	5.428	222
19610	2 1/2"	2.559	2.875	1.750	7.165	3.681	5.078	6.772	222
19611	3"	2.952	3.500	1.875	7.362	4.409	5.118	6.772	148
19612	4"	3.710	4.500	2.250	9.606	5.236	6.575	9.055	148



## SPÉCIFICATIONS TECHNIQUES

### VALVE À BILLE - PVC GRIS AVEC DOUBLE UNIONS TARAUDÉE et COLLÉE

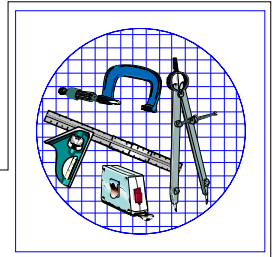


Ref.	Pièce	Mat.	Pcs
1	Tige	UPVC	1
2	Bille	UPVC	1
3	Corps	UPVC	1
4	Suite siège	UPVC	1
5	Noix d'union	UPVC	2
6	Poignée	ABS	1
7	Embout	UPVC	2
8	Siège	PTFE	2
9	O-ring de tige	EPDM	1
10	O-ring de suite siège	EPDM	1
11	O-ring de corps	EPDM	1
12	O-ring d'embout corps	EPDM	1

### TABLE DES DIMENSIONS

N.B. Toutes dimensions en pouces

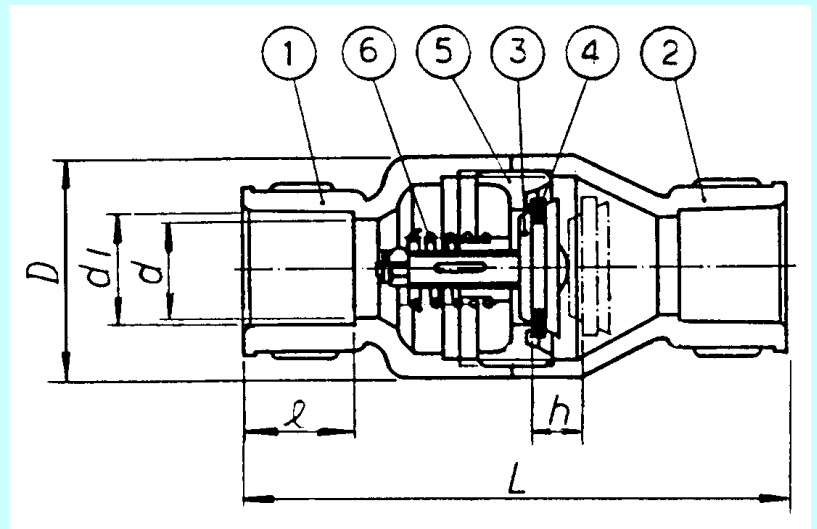
# BMI	Taraudée/Collée	Dim.	d			L		A	H	B	Test press. PSI	
			Collée	Taraudée	P	Collée	Taraudée					
19804		1/2"	0.590	0.840	1/2"NPT	0.875	4.530	4.530	2.600	2.010	2.090	222
19805		3/4"	0.748	1.050	3/4"NPT	1.000	4.920	4.920	2.950	2.560	2.520	222
19506		1"	0.980	1.315	1"NPT	1.125	5.350	5.350	3.350	2.800	2.870	222
19807		1 1/4"	1.570	1.660	1 1/4"NPT	1.250	7.010	7.010	4.290	3.390	3.860	222
19808		1 1/2"	1.570	1.900	1 1/2"NPT	1.375	7.010	7.010	4.290	3.390	3.860	222
19809		2"	1.890	2.375	2"NPT	1.500	7.800	7.800	5.280	4.090	4.610	222
19810		2 1/2"	2.560	2.875	2 1/2"NPT	1.750	8.820	8.820	7.480	5.510	5.910	148
19811		3"	3.070	3.500	3"NPT	1.875	10.870	10.870	9.060	6.500	7.240	148
19812		4"	3.350	4.500	4"NPT	2.250	14.250	14.250	10.790	6.770	7.830	148



# SPÉCIFICATIONS TECHNIQUES

## VALVE DE RETENUE - PVC BLANC TARAUDÉE ou COLLÉE

Ref.	Pièce	Mat.	Pcs
1	CORPS	PVC	1
2	CORPS 2	PVC	1
3	DISQUE	PVC	1
4	O-RING	EPDM	1
5	SIÈGE	PVC	1
6	RESSORT	SUS 316	1



N.B. Toutes dimensions en pouces

# BMI Taraudée	Dim.	d1	D	L	e	h	d
19304	1/2"	1.5	45	103	21	8	18
19305	3/4"	2	56	106	21	8	22
19306	1"	25	57	142	30	13	27
19307	1 1/4"	32	80	151	40	14	38
19308	1 1/2"	39	91	160	40	15	38
19309	2"	50	102	195	92	22	49

N.B. Toutes dimensions en pouces

# BMI Collée	Dim.	d1	D	L	e	h	d
19404	1/2"	21.34	45	103	21	8	18
19405	3/4"	26.67	56	106	21	8	22
19406	1"	33.40	57	142	30	13	27
19407	1 1/4"	42.16	80	151	40	14	38
19408	1 1/2"	48.26	91	160	40	15	38
19409	2"	60.33	102	195	92	22	49