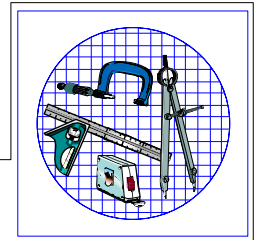




Head Office  
3437, Grande Allée Blvd.  
Boisbriand, Quebec J7H 1H5  
1-800-361-1452  
(450) 434-1313  
1-800-561-8579  
(450) 434-1314

Branch  
1545, Britannia Road East, Unit 17-22  
Mississauga, Ontario L4W 3C6  
1-877-565-9559  
(905) 565-9559  
1-877-565-9560  
(905) 564-9779

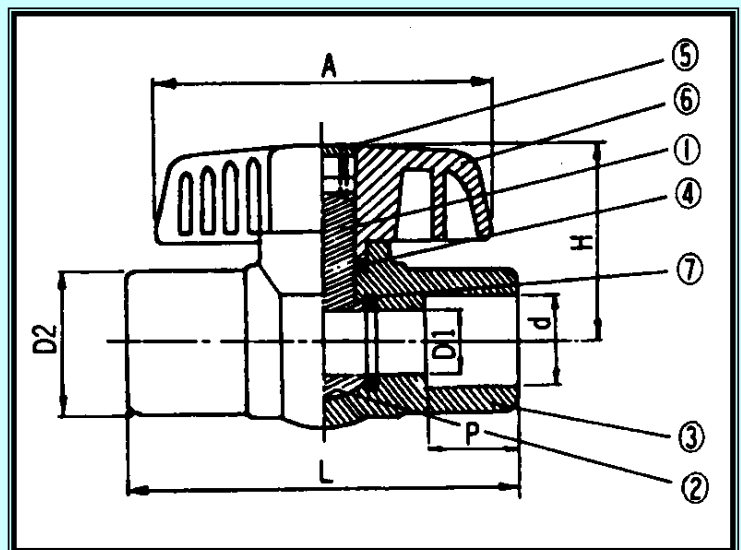


## TECHNICAL SPECIFICATIONS

### WHITE PVC THREADED/SOCKET BALL VALVES



Ref.	Name	Mat.	Pcs
1	Stem	UPVC	1
2	Ball	UPVC	1
3	Body	UPVC	1
4	O-Ring	EPDM	1
5	Cap	ABS	2
6	Handle	ABS	1
7	Seat	EPDM	2



N.B. All dimensions in inches

BMI #	Dim.	d		P	L	D2	H	A	Press. Test
		D1	IPS						PSI
19504	1/2"	0.591	1/2"NPT	0.835	2.952	1.234	1.740	2.769	222
19505	3/4"	0.790	3/4"NPT	1.016	3.632	1.466	2.080	3.198	222
19506	1"	0.984	1"NPT	1.073	4.011	1.830	2.550	3.921	222
19507	1 1/4"	1.260	1 1/4"NPT	1.108	4.441	2.100	2.846	4.243	222
19508	1 1/2"	1.535	1 1/2"NPT	1.329	5.105	2.494	3.040	4.243	222
19509	2"	1.969	2"NPT	1.547	5.866	2.961	3.440	5.404	222
19510	2 1/2"	2.559	2 1/2"NPT	1.750	7.165	3.681	5.078	6.772	222
19511	3"	2.952	3"NPT	1.875	7.362	4.409	5.118	6.772	148
19512	4"	3.710	4"NPT	2.250	9.606	5.236	6.575	9.055	148

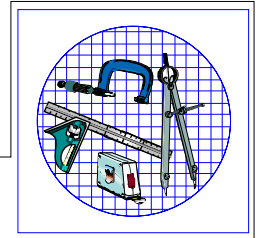
N.B. All dimensions in inches

BMI #	Dim.	D1	Socket	P	L	D2	H	A	PSI
19604	1/2"	0.591	0.840	0.835	3.145	1.234	1.740	2.769	222
19605	3/4"	0.790	1.050	1.071	3.697	1.436	2.080	3.077	222
19606	1"	0.984	1.315	1.099	4.020	1.765	2.550	3.916	222
19607	1 1/4"	1.260	1.660	1.109	4.446	2.100	2.846	4.240	222
19608	1 1/2"	1.535	1.900	1.329	5.154	2.384	3.040	4.496	222
19609	2"	1.969	2.375	1.553	5.838	2.827	3.440	5.428	222
19610	2 1/2"	2.559	2.875	1.750	7.165	3.681	5.078	6.772	222
19611	3"	2.952	3.500	1.875	7.362	4.409	5.118	6.772	148
19612	4"	3.710	4.500	2.250	9.606	5.236	6.575	9.055	148



Head Office  
3437, Grande Allée Blvd.  
Boisbriand, Quebec J7H 1H5  
1-800-361-1452  
(450) 434-1313  
1-800-561-8579  
(450) 434-1314

Branch  
1545, Britannia Road East, Unit 17-22  
Mississauga, Ontario L4W 3C6  
1-877-565-9559  
(905) 565-9559  
1-877-565-9560  
(905) 564-9779

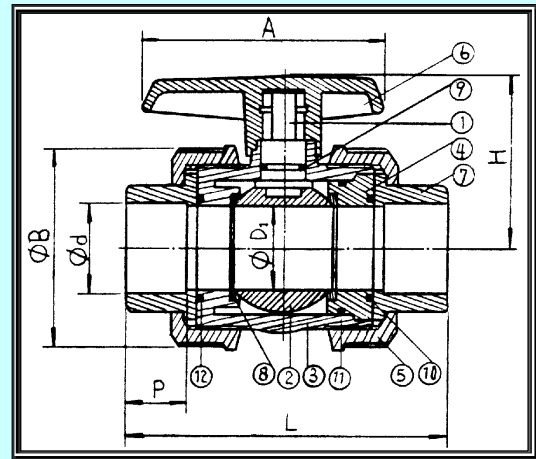


## TECHNICAL SPECIFICATIONS

### GRAY PVC THREADED & SOCKET DOUBLE UNION BALL VALVES



Ref.	Name	Mat.	Pcs
1	Stem	UPVC	1
2	Ball	UPVC	1
3	Body	UPVC	1
4	Seat Carrier	UPVC	1
5	Union nut	UPVC	2
6	Handle	ABS	1
7	End connector	UPVC	2
8	Seat	PTFE	2
9	Stem O-ring	EPDM	1
10	Seat car.O-ring	EPDM	1
11	Body O-ring	EPDM	1
12	Sld end O-ring	EPDM	1



### DIMENSIONS TABLE

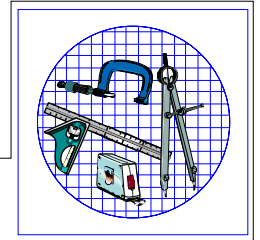
N.B. All dimensions in inches

# IPS &		d				L					Press. Test
Sock.	Dim.	D1	Sock.	IPS	P	Sock.	IPS	A	H	B	PSI
19804	1/2"	0.590	0.840	1/2"NPT	0.875	4.530	4.530	2.600	2.010	2.090	222
19805	3/4"	0.748	1.050	3/4"NPT	1.000	4.920	4.920	2.950	2.560	2.520	222
19506	1"	0.980	1.315	1"NPT	1.125	5.350	5.350	3.350	2.800	2.870	222
19807	1 1/4"	1.570	1.660	1 1/4"NPT	1.250	7.010	7.010	4.290	3.390	3.860	222
19808	1 1/2"	1.570	1.900	1 1/2"NPT	1.375	7.010	7.010	4.290	3.390	3.860	222
19809	2"	1.890	2.375	2"NPT	1.500	7.800	7.800	5.280	4.090	4.610	222
19810	2 1/2"	2.560	2.875	2 1/2"NPT	1.750	8.820	8.820	7.480	5.510	5.910	148
19811	3"	3.070	3.500	3"NPT	1.875	10.870	10.870	9.060	6.500	7.240	148
19812	4"	3.350	4.500	4"NPT	2.250	14.250	14.250	10.790	6.770	7.830	148



Head Office  
 3437, Grande Allée Blvd.  
 Boisbriand, Québec J7H 1H5  
 1-800-361-1452  
 (450) 434-1313  
 1-800-561-8579  
 (450) 434-1314

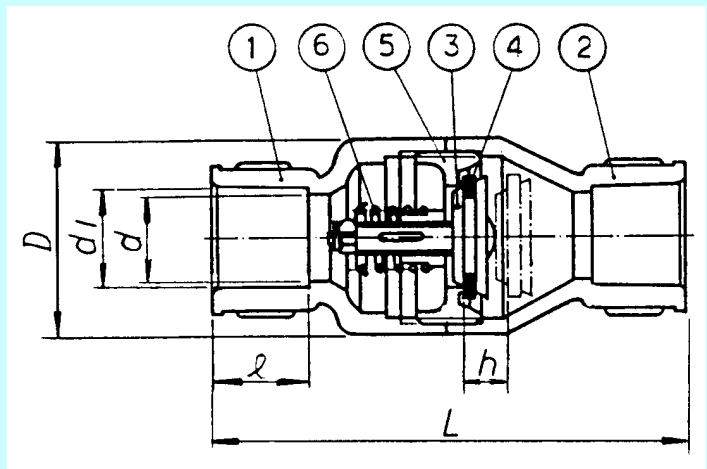
Branch  
 1545, Britannia Road East, Unit 17-22  
 Mississauga, Ontario L4W 3C6  
 1-877-565-9559  
 (905) 565-9559  
 1-877-565-9560  
 (905) 564-9779



## TECHNICAL SPECIFICATIONS

### WHITE PVC THREADED/SOCKET SPRING LOAD, IN LINE CHECK VALVES

Ref.	Name	Mat.	Pcs
1	BODY	PVC	1
2	BODY 2	PVC	1
3	DISK	PVC	1
4	O-RING	EPDM	1
5	SEAT	PVC	1
6	SPRING	SUS 316	1



N.B. All dimensions in inches

# IPS	Dim.	d1	D	L	e	h	d
19304	1/2"	1.5	45	103	21	8	18
19305	3/4"	2	56	106	21	8	22
19306	1"	25	57	142	30	13	27
19307	1 1/4"	32	80	151	40	14	38
19308	1 1/2"	39	91	160	40	15	38
19309	2"	50	102	195	92	22	49

N.B. All dimensions in inches

# Sock.	Dim.	d1	D	L	e	h	d
19404	1/2"	21.34	45	103	21	8	18
19405	3/4"	26.67	56	106	21	8	22
19406	1"	33.40	57	142	30	13	27
19407	1 1/4"	42.16	80	151	40	14	38
19408	1 1/2"	48.26	91	160	40	15	38
19409	2"	60.33	102	195	92	22	49