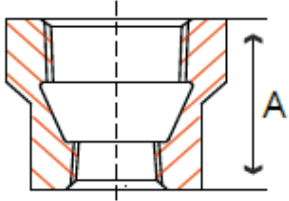
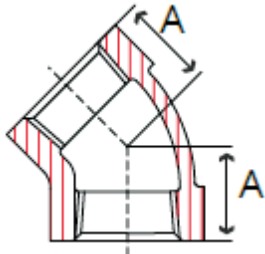


CAST IRON FITTINGS



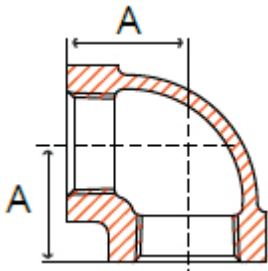
Reducing Hex. Couplings

BMI#	SIZE	A (mm)	QTY MASTER	QTY PALLET	Kg
15027	1 x 3/4	43.00	90	3240	0.30
15028	1 x 1/2	43.00	100	3600	0.27



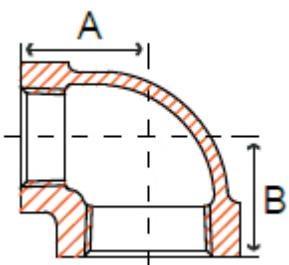
45° Elbows

BMI#	SIZE	A (mm)	QTY MASTER	QTY PALLET	Kg
15204	1/2	22.30	150	5400	0.16
15205	3/4	24.90	120	4320	0.24
15206	1	28.50	70	2520	0.36
15207	1 1/4	32.80	40	1440	0.62
15208	1 1/2	36.30	30	1080	0.83
15209	2	42.70	15	540	1.30



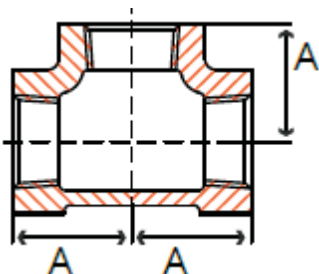
90° Elbows

BMI#	SIZE	A (mm)	QTY MASTER	QTY PALLET	Kg
15304	1/2	28.40	150	5400	0.18
15305	3/4	33.30	120	4320	0.28
15306	1	38.10	60	2160	0.42
15307	1 1/4	44.50	35	1260	0.66
15308	1 1/2	49.30	25	900	0.87
15309	2	57.20	15	540	1.40



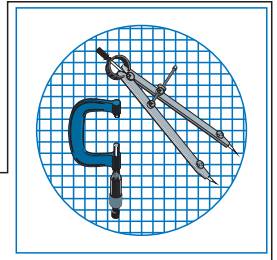
Reducing 90° Elbows

BMI#	SIZE	A (mm)	B (mm)	QTY MASTER	QTY PALLET	Kg
15327	1 x 3/4	34.80	36.80	70	2520	0.37
15328	1 x 1/2	32.00	34.50	90	3240	0.29
15331	1 1/4 x 1	40.13	42.40	40	1440	0.56
15332	1 1/4 x 3/4	36.80	41.20	60	2160	0.51
15333	1 1/4 x 1/2	34.03	38.86	65	2340	0.43
15335	1 1/2 x 1 1/4	46.20	47.80	30	1080	0.83
15336	1 1/2 x 1	42.00	45.70	30	1080	0.54
15337	1 1/2 x 3/4	38.60	44.50	30	1080	0.63
15338	1 1/2 x 1/2	36.00	42.50	35	1260	0.45
15340	2 x 1 1/2	51.30	55.00	22	792	1.22
15342	2 x 1	44.00	51.30	25	900	0.82
15343	2 x 3/4	40.60	50.00	30	1080	0.86
15344	2 x 1/2	38.00	48.00	30	1080	0.64



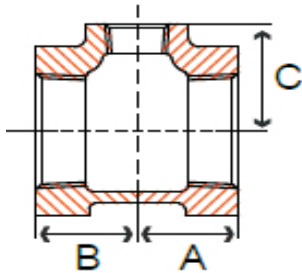
Tees

BMI#	SIZE	A (mm)	QTY MASTER	QTY PALLET	Kg
15404	1/2	28.70	100	3600	0.26
15405	3/4	33.25	60	2160	0.39
15406	1	38.10	45	1620	0.54
15407	1 1/4	44.50	30	1080	0.89
15408	1 1/2	49.30	18	648	1.26
15409	2	57.20	12	432	2.00



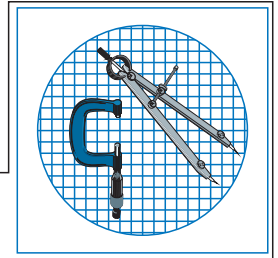
CAST IRON FITTINGS

Reducing Tees



BMI#	SIZE	A (mm)	B (mm)	C (mm)	QTY MASTER	QTY PALLET	Kg
15436	1 x 1 x 1 1/2	45.70	45.70	41.90	36	1296	0.81
15437	1 x 1 x 1 1/4	42.40	42.40	40.10	40	1440	0.73
15438	1 x 1 x 3/4	34.80	34.80	36.80	50	1800	0.53
15440	1 x 1 x 1/2	32.00	32.00	34.50	60	2160	0.49
15442	1 x 3/4 x 1	38.10	36.80	38.10	50	1800	0.56
15443	1 x 3/4 x 3/4	38.50	37.00	39.90	60	2160	0.48
15448	1 x 1/2 x 1	38.50	34.50	38.50	50	1800	0.51
15451	1 1/4 x 1 1/4 x 2	53.34	53.34	48.30	20	720	1.32
15452	1 1/4 x 1 1/4 x 1 1/2	47.80	47.80	46.20	25	900	1.02
15453	1 1/4 x 1 1/4 x 1	40.10	40.10	42.40	35	1260	0.78
15454	1 1/4 x 1 1/4 x 3/4	36.80	36.80	41.10	40	1440	0.75
15455	1 1/4 x 1 1/4 x 1/2	34.00	34.00	38.90	45	1620	0.70
15463	1 1/4 x 1 x 1 1/2	47.80	45.70	46.20	25	900	0.91
15457	1 1/4 x 1 x 1 1/4	44.50	42.40	44.50	30	1080	0.85
15458	1 1/4 x 1 x 1	40.10	38.10	42.40	42	1512	0.68
15459	1 1/4 x 1 x 3/4	37.00	35.00	38.90	45	1620	0.64
15460	1 1/4 x 1 x 1/2	34.00	32.00	30.35	45	1620	0.56
15462	1 1/4 x 3/4 x 1	40.50	37.50	45.00	45	1620	0.70
15470	1 1/2 x 1 1/2 x 2	54.90	54.90	51.30	16	576	1.55
15471	1 1/2 x 1 1/2 x 1 1/4	46.20	46.20	47.75	20	720	1.21
15472	1 1/2 x 1 1/2 x 1	41.90	41.90	45.70	25	900	0.98
15473	1 1/2 x 1 1/2 x 3/4	38.60	38.60	44.50	30	1080	0.94
15474	1 1/2 x 1 1/2 x 1/2	35.80	35.80	42.20	30	1080	0.85
15475	1 1/2 x 1 1/4 x 2	55.00	53.50	51.50	18	648	1.45
15476	1 1/2 x 1 1/4 x 1 1/2	49.00	47.80	49.00	20	720	1.04
15570	1 1/2 x 1 1/4 x 1 1/4	46.20	44.50	47.80	25	900	0.95
15477	1 1/2 x 1 1/4 x 1	41.90	40.10	45.70	25	900	0.87
15478	1 1/2 x 1 1/4 x 3/4	39.00	37.00	44.50	32	1152	0.85
15479	1 1/2 x 1 1/4 x 1/2	35.80	34.00	42.20	32	1152	0.76
15572	1 1/2 x 1 x 2	49.30	45.75	51.31	18	648	1.18
15480	1 1/2 x 1 x 1 1/2	49.30	45.70	49.30	20	720	1.09
15481	1 1/2 x 1 x 1 1/4	46.23	42.42	47.75	25	900	0.82
15482	1 1/2 x 1 x 1	41.90	38.10	45.70	30	1080	0.81
15483	1 1/2 x 1 x 3/4	38.10	36.58	44.45	30	1080	0.75
15484	1 1/2 x 1 x 1/2	36.58	31.75	42.93	30	1080	0.80
15485	1 1/2 x 3/4 x 1 1/2	49.28	44.45	49.28	30	1080	0.97
15494	2 x 2 x 1 1/2	51.30	51.30	54.90	15	540	1.74
15495	2 x 2 x 1 1/4	48.30	48.30	53.30	15	540	1.56
15496	2 x 2 x 1	35.80	35.80	51.30	18	648	1.39
15497	2 x 2 x 3/4	40.60	40.60	50.00	18	648	1.30
15498	2 x 2 x 1/2	37.80	37.80	47.80	18	648	1.29
15530	2 x 1 1/2 x 2	57.15	54.86	57.15	12	432	1.54
15531	2 x 1 1/2 x 1 1/2	51.30	49.30	54.90	18	648	1.51
15533	2 x 1 1/2 x 1	43.90	41.90	51.30	18	648	1.25
15534	2 x 1 1/2 x 3/4	43.90	41.90	52.50	25	900	1.20
15535	2 x 1 1/2 x 1/2	37.80	35.80	47.80	20	720	1.06
15540	2 x 1 1/4 x 2	57.20	53.30	57.20	12	432	1.65
15543	2 x 1 1/4 x 1	47.00	44.50	52.00	18	648	1.40
15550	2 x 1 x 2	57.20	51.30	57.20	12	432	1.62
15551	2 x 1 x 1 1/2	49.00	44.00	55.00	12	432	1.55
15552	2 x 1 x 1 1/4	47.00	42.00	52.00	12	432	1.40
15560	2 x 3/4 x 2	62.00	51.00	56.50	16	576	1.26
15561	2 x 1/2 x 2	56.00	50.00	58.00	18	648	1.10





CAST IRON FITTINGS

Cast iron threaded fittings comply to:
 Grey Cast Iron Material - ASTM A126
 CI Fittings Dimensions - ASME B16.4 Class 125
 NPT Threads - ASME B1.20.1
 ULC (Underwriters Laboratories) File Number Ex5624
 FM (Factory Mutual) File Number 3020460



Normal working pressure 300 psi (2.068 kPa), tested by ULC

Temperature		Pressure	
		Class 125	
°F	°C	psi	bar
-20°~150°	-28.9°~65.6°	300	20.7
200°	93.3°	283	19.5
250°	121.1°	258	17.8
300°	148.9°	240	16.5
350°	176.7°	214	14.8

Each fitting is 100% underwater air tested

Chemical Analysis

Carbon: 3.30%
 Silicon: 1.99%
 Manganese: 0.66%
 Phosphorus: 0.088%
 Sulphur: 0.086%
 Iron: Remaining

Tensile strength test: 222.6 MPA