



Cincinnati

www.bmicanada.com



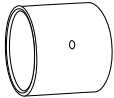
1-800-361-1452

1-800-561-8579

BMI USA DWV COPPER FITTINGS PRICE LIST

DWV 21-1

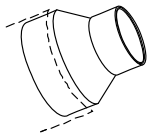
February 1, 2021



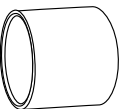
| C x C CPLGS DWV WITH 'DOT' STOP | | | |
|---------------------------------|-------|---------|--------|
| BMI # | Size | Packing | \$ |
| 22007 | 1 1/4 | 10/300 | 21.61 |
| 22008 | 1 1/2 | 10/200 | 26.81 |
| 22009 | 2 | 10/100 | 37.26 |
| 22011 | 3 | 5/30 | 72.12 |
| 22012 | 4 | 1/20 | 229.69 |



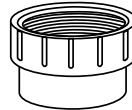
| C x C REDUCING COUPLINGS DWV | | | |
|------------------------------|---------------|--------|--------|
| 22035 | 1 1/2 x 1 1/4 | 10/300 | 43.55 |
| 22041 | 2 x 1 1/4 | 10/150 | 50.89 |
| 22040 | 2 x 1 1/2 | 10/100 | 50.26 |
| 22053 | 3 x 1 1/2 | 5/50 | 113.65 |
| 22052 | 3 x 2 | 5/50 | 109.43 |



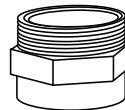
| FTG x C BUSHINGS DWV | | | |
|----------------------|---------------|--------|--------|
| 22135 | 1 1/2 x 1 1/4 | 10/300 | 40.75 |
| 22141 | 2 x 1 1/4 | 10/100 | 49.63 |
| 22140 | 2 x 1 1/2 | 10/150 | 44.50 |
| 22153 | 3 x 1 1/2 | 1/80 | 295.44 |
| 22152 | 3 x 2 | 5/100 | 186.86 |



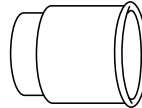
| C x C COUPLINGS 'NO' STOP DWV | | | |
|-------------------------------|-------|--------|--------|
| 22078 | 1 1/2 | 10/200 | 31.90 |
| 22079 | 2 | 10/100 | 43.87 |
| 22081 | 3 | 5/30 | 79.57 |
| 22082 | 4 | 1/50 | 270.60 |



| C x FIPS ADAPTERS DWV | | | |
|-----------------------|-------|---------|--------|
| BMI # | Size | Packing | \$ |
| 22707 | 1 1/4 | 5/200 | 87.05 |
| 22708 | 1 1/2 | 10/150 | 86.52 |
| 22709 | 2 | 5/90 | 114.09 |
| 22711 | 3 | 1/25 | 583.87 |



| C x MIPS ADAPTERS DWV | | | |
|-----------------------|-------|--------|--------|
| 22807 | 1 1/4 | 10/300 | 67.11 |
| 22808 | 1 1/2 | 10/200 | 85.21 |
| 22809 | 2 | 10/150 | 136.36 |
| 22811 | 3 | 5/30 | 509.32 |

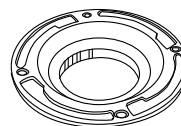


| C x SOIL PIPE FERRULES DWV (CAST) | | | |
|-----------------------------------|-------|------|-------|
| 22843 | 2 x 2 | 1/50 | 92.59 |

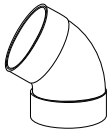
| C x SPIGOT FERRULE ADAPT. DWV WROT | | | |
|------------------------------------|-------|------|----------|
| 22845 | 2 x 2 | 1/35 | 95.03 |
| 22852 | 3 x 4 | 1/24 | 1 106.72 |



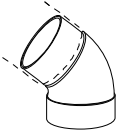
| C x NO-HUB ADAPTERS DWV | | | |
|-------------------------|-----------|-------|--------|
| 22854 | 1 1/2 x 2 | 5/100 | 133.62 |
| 22855 | 2 x 2 | 1/200 | 143.09 |



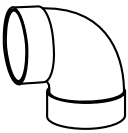
| SOLDER CLOSET FLANGES | | | |
|-----------------------|------------------|------|--------|
| 22651 | 4 x 3 Concentric | 5/50 | 603.87 |



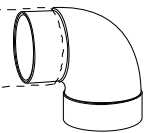
| C x C 45° DWV ELBOWS | | | |
|-----------------------------|-------|---------|--------|
| BMI # | Size | Packing | \$ |
| 22217 | 1 1/4 | 10/160 | 42.51 |
| 22218 | 1 1/2 | 10/100 | 35.11 |
| 22219 | 2 | 5/60 | 80.77 |
| 22221 | 3 | 1/18 | 171.35 |
| 22212 | 4 | 1/16 | 823.05 |



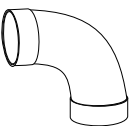
| FTG x C 45° DWV STREET ELBOWS | | | |
|--------------------------------------|-------|--------|---------|
| 22257 | 1 1/4 | 10/120 | 65.34 |
| 22258 | 1 1/2 | 10/100 | 49.17 |
| 22259 | 2 | 5/60 | 100.28 |
| 22261 | 3 | 1/18 | 241.10 |
| 22262 | 4 | 1/1 | 1120.89 |



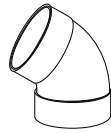
| C x C 90° DWV ELBOWS | | | |
|-----------------------------|-------|--------|---------|
| 22317 | 1 1/4 | 10/120 | 46.10 |
| 22318 | 1 1/2 | 10/80 | 69.08 |
| 22319 | 2 | 5/35 | 90.13 |
| 22321 | 3 | 1/12 | 223.01 |
| 22312 | 4 | 1/12 | 1196.97 |



| FTG x C 90° DWV STREET ELBOWS | | | |
|--------------------------------------|-------|--------|---------|
| 22357 | 1 1/4 | 10/100 | 82.44 |
| 22358 | 1 1/2 | 10/80 | 64.07 |
| 22359 | 2 | 5/35 | 124.33 |
| 22361 | 3 | 1/1 | 265.43 |
| 22362 | 4 | 1/1 | 1690.82 |



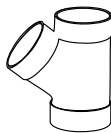
| C x C 90° DWV LONG RADIUS ELBOWS | | | |
|---|-------|-------|--------|
| 22378 | 1 1/2 | 5/100 | 118.88 |
| 22379 | 2 | 5/20 | 168.10 |



| C x C 60° DWV ELBOWS | | | |
|-----------------------------|-------|---------|--------|
| BMI # | Size | Packing | \$ |
| 22367 | 1 1/4 | 10/100 | 82.51 |
| 22368 | 1 1/2 | 5/120 | 83.32 |
| 22369 | 2 | 5/80 | 156.33 |



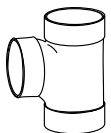
| C x C 22 1/2° DWV ELBOWS | | | |
|---------------------------------|-------|-------|--------|
| 22348 | 1 1/2 | 5/100 | 119.19 |
| 22349 | 2 | 5/80 | 152.54 |
| 22351 | 3 | 1/25 | 266.45 |



| C x C x C 45° DWV Y's | | | |
|------------------------------|-------|-------|--------|
| 22507 | 1 1/4 | 10/70 | 206.98 |
| 22508 | 1 1/2 | 5/60 | 185.18 |
| 22509 | 2 | 5/40 | 292.35 |
| 22511 | 3 | 1/12 | 807.43 |



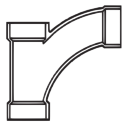
| C x C x C 45° DWV REDUCING Y's | | | |
|---------------------------------------|-----------------------|------|--------|
| 22515 | 1 1/2 x 1 1/4 x 1 1/4 | 1/45 | 250.88 |
| 22514 | 1 1/2 x 1 1/4 x 1 1/2 | 1/80 | 250.88 |
| 22516 | 1 1/2 x 1 1/2 x 1 1/4 | 1/80 | 250.88 |
| 22522 | 2 x 1 1/2 x 1 1/2 | 1/50 | 326.41 |
| 22521 | 2 x 1 1/2 x 2 | 1/40 | 362.64 |
| 22520 | 2 x 2 x 1 1/4 | 1/50 | 323.22 |
| 22519 | 2 x 2 x 1 1/2 | 1/50 | 227.26 |
| 22528 | 3 x 3 x 1 1/2 | 1/30 | 644.13 |
| 22527 | 3 x 3 x 2 | 1/20 | 644.13 |



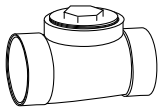
| C x C x C DWV TY's | | | |
|---------------------------|-------|------|----------|
| 22407 | 1 1/4 | 5/70 | 91.06 |
| 22408 | 1 1/2 | 5/50 | 113.42 |
| 22409 | 2 | 1/30 | 132.24 |
| 22411 | 3 | 1/20 | 562.41 |
| 22412 | 4 | 1/5 | 1 431.40 |



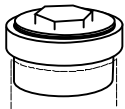
| C x C x C DWV REDUCING TY's | | | |
|------------------------------------|-----------------------|---------|--------|
| BMI # | Size | Packing | \$ |
| 22415 | 1 1/2 x 1 1/4 x 1 1/4 | 1/45 | 268.83 |
| 22414 | 1 1/2 x 1 1/4 x 1 1/2 | 1/80 | 268.83 |
| 22416 | 1 1/2 x 1 1/2 x 1 1/4 | 1/90 | 137.03 |
| 22420 | 2 x 2 x 1 1/4 | 1/40 | 154.54 |
| 22419 | 2 x 2 x 1 1/2 | 1/40 | 154.54 |
| 22423 | 2 x 1 1/2 x 1 1/4 | 1/50 | 213.08 |
| 22422 | 2 x 1 1/2 x 1 1/2 | 1/50 | 213.08 |
| 22421 | 2 x 1 1/2 x 2 | 1/30 | 217.72 |
| 22440 | 3 x 1 1/2 x 1 1/4 | 1/36 | 435.76 |
| 22430 | 3 x 3 x 1 1/4 | 1/20 | 435.76 |
| 22429 | 3 x 3 x 1 1/2 | 1/30 | 435.76 |
| 22428 | 3 x 3 x 2 | 1/20 | 435.76 |



| LONG TURN TY's DWV CAST | | | |
|--------------------------------|---|------|--------|
| 22479 | 2 | 1/25 | 456.35 |



| C x C x CLEAN-OUT DWV TEST TEES W/PLUG | | | |
|---|-------|------|--------|
| 22617 | 1 1/4 | 1/50 | 324.16 |
| 22618 | 1 1/2 | 5/50 | 324.16 |
| 22619 | 2 | 5/40 | 408.74 |




| FTG x C DWV CLEAN-OUTS W/PLUG | | | |
|--------------------------------------|-------|-------|--------|
| 22607 | 1 1/4 | 2/120 | 210.44 |
| 22608 | 1 1/2 | 5/100 | 206.58 |
| 22609 | 2 | 5/60 | 244.36 |
| 22611 | 3 | 1/20 | 997.54 |



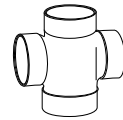
| DWV FLUSH CLEAN-OUTS WITH PLUG | | | |
|---------------------------------------|-------------|-------|--------|
| 22657 | 1 1/4 x 3/4 | 5/150 | 88.91 |
| 22658 | 1 1/2 x 1 | 5/120 | 126.27 |
| 22659 | 2 x 1 1/2 | 5/75 | 151.52 |
| 22661 | 3 x 2 1/2 | 2/30 | 319.86 |



| DWV RAISED HEAD PLUGS | | | |
|------------------------------|-------|-----|-------|
| 22907 | 1 1/4 | 1/1 | 35.76 |
| 22908 | 1 1/2 | 1/1 | 52.02 |
| 22909 | 2 | 1/1 | 75.15 |
| 22911 | 3 | 1/1 | 75.63 |

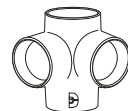


| C x C x C x C 45° DWV DOUBLE TY's | | | |
|--|-----------|---------|--------|
| BMI # | Size | Packing | \$ |
| 22558 | 1 1/2 | 1/35 | 370.84 |
| 22559 | 2 | 1/25 | 657.00 |
| 22565 | 2 x 1 1/2 | 5/40 | 530.28 |



| C x C x C x C DWV DOUBLE TY's | | | |
|--------------------------------------|-------|------|--------|
| 22457 | 1 1/4 | 1/50 | 307.79 |
| 22458 | 1 1/2 | 1/30 | 253.80 |
| 22459 | 2 | 1/20 | 584.92 |

| C x C x C x C DWV REDUCING DOUBLE TY's | | | |
|---|---------------|------|--------|
| 22463 | 1 1/2 x 1 1/4 | 1/50 | 361.57 |
| 22465 | 2 x 1 1/2 | 1/25 | 523.97 |
| 22466 | 2 x 1 1/4 | 1/25 | 651.29 |



| C x C x C x C DWV UTILITY TEES | | | |
|---------------------------------------|---|------|--------|
| 22469 | 2 | 1/25 | 650.27 |



| C x C DWV P-TRAPS WITH CLEAN-OUT | | | |
|---|-------|------|--------|
| 22667 | 1 1/4 | 1/30 | 441.44 |
| 22668 | 1 1/2 | 1/25 | 408.40 |
| 22669 | 2 | 1/20 | 625.26 |



| C x C DWV P-TRAPS W/O CLEAN-OUT | | | |
|--|-------|------|--------|
| 22677 | 1 1/4 | 1/30 | 379.89 |
| 22678 | 1 1/2 | 1/25 | 367.07 |
| 22679 | 2 | 1/20 | 567.05 |



| DWV COUNTERSUNK PLUGS | | | |
|------------------------------|-------|---------|--------|
| 22919 | 2 | 100/200 | 42.33 |
| 22921 | 3 | 20/80 | 74.41 |
| 22923 | 3 1/2 | 20/80 | 90.85 |
| 22922 | 4 | 10/60 | 112.24 |
| 22924 | 6 | 10/20 | 262.80 |