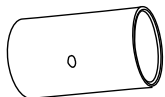




**BMI USA BRAND COPPER FITTINGS
PRICE LIST**

**CWR
17-2**

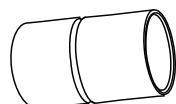
December 1, 2017



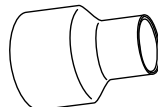
C x C WROT COUPLINGS WITH 'DOT' STOP			
BMI #	Size	Packing	\$
37001	1/8	25/5000	2.92
37002	1/4	25/2000	2.48
37003	3/8	25/1200	3.28
37004	1/2	25/800	2.57
37005	3/4	25/300	5.17
37006	1	10/150	10.30
37007	1 1/4	1/100	18.29
37008	1 1/2	1/60	24.19
37009	2	1/40	40.41
37010	2 1/2	1/25	85.78
37011	3	1/30	128.94
37012	4	1/12	271.21



C x C WROT COUPLINGS 'NO' STOP			
BMI #	Size	Packing	\$
37074	1/2	25/800	3.39
37075	3/4	25/300	7.06
37076	1	10/150	14.91
37077	1 1/4	1/100	22.48
37078	1 1/2	1/60	30.40
37079	2	1/40	51.37
37080	2 1/2	1/50	67.22

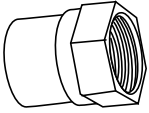


C x C WROT COUPLINGS WITH 'ROLE' STOP			
BMI #	Size	Packing	\$
37091	1/8	25/5000	3.04
37082	1/4	25/2000	2.51
37083	3/8	25/1200	3.29
37084	1/2	25/800	2.57
37093	5/8	25/400	7.41
37085	3/4	25/300	5.19
37086	1	10/150	10.45
37087	1 1/4	1/100	18.36
37088	1 1/2	1/60	24.27
37089	2	1/40	40.54

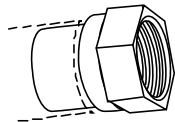


C x C WROT REDUCING COUPLINGS			
BMI #	Size	Packing	\$
1/4", 3/8"			
37015	1/4 x 1/8	25/2000	16.82
37016	3/8 x 1/4	25/400	5.52
1/2"			
37019	1/2 x 3/8	25/800	5.39
37020	1/2 x 1/4	25/800	6.53
37021	1/2 x 1/8	25/1000	7.22
3/4"			
37023	3/4 x 1/2	25/350	9.16
37024	3/4 x 3/8	25/400	11.56
37025	3/4 x 1/4	25/400	11.39
1"			
37027	1 x 3/4	10/160	16.97
37028	1 x 1/2	10/200	20.09
1 1/4"			
37031	1 1/4 x 1	1/100	23.85
37032	1 1/4 x 3/4	1/100	23.85
37033	1 1/4 x 1/2	1/100	24.75
1 1/2"			
37035	1 1/2 x 1 1/4	1/100	39.48
37036	1 1/2 x 1	1/100	39.48
37037	1 1/2 x 3/4	1/100	39.48
37038	1 1/2 x 1/2	1/100	41.92
2"			
37040	2 x 1 1/2	1/50	61.05
37041	2 x 1 1/4	1/50	61.05
37042	2 x 1	1/50	64.35
37043	2 x 3/4	1/50	65.60
37044	2 x 1/2	1/30	68.28
2 1/2"			
37046	2 1/2 x 2	1/30	134.98
37047	2 1/2 x 1 1/2	1/30	137.85
37049	2 1/2 x 1	1/30	156.75
3"			
37051	3 x 2 1/2	1/15	177.50
37052	3 x 2	1/20	173.90
4"			
37056	4 x 3	1/18	364.28
37057	4 x 2 1/2	1/18	414.33
37058	4 x 2	1/6	398.40

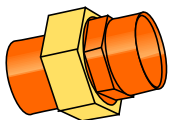
Copper Pressure Fittings



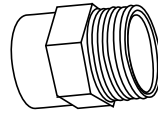
C x FIPS WROT ADAPTERS			
BMI #	Size	Packing	\$
37702	1/4	25/1500	23.05
37703	3/8	25/800	23.61
37704	1/2	25/450	11.29
37705	3/4	25/200	15.51
37706	1	10/140	35.79
37707	1 1/4	1/80	52.43
37708	1 1/2	1/60	81.98
37709	2	1/30	111.33
37710	2 1/2	1/24	405.45
37711	3	1/28	614.70
37719	1/2 x 1/4	25/800	17.57
37718	1/2 x 3/8	25/800	17.57
37717	1/2 x 3/4	25/300	24.44
37723	3/4 x 1/2	25/300	24.44
37722	3/4 x 1	10/140	52.43
37726	1 x 1 1/4	1/85	94.18
37727	1 x 3/4	10/150	52.43
37728	1 x 1/2	10/150	65.55
37732	1 1/4 x 1 1/2	1/100	111.95
37734	1 1/4 x 3/4	1/120	121.35
37736	1 1/2 x 1 1/4	1/70	121.83
37742	1 1/2 x 2	1/60	208.10



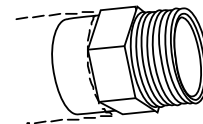
FTG x FIPS WROT ADAPTERS			
BMI #	Size	Packing	\$
37784	1/2	25/500	22.51
37785	3/4	25/250	29.06
37786	1	10/140	51.91
37787	1 1/4	1/85	83.91
37788	1 1/2	1/80	110.15
37789	2	1/40	146.39



C x C WROT UNIONS			
BMI #	Size	Packing	\$
37104	1/2	25/250	42.89
37105	3/4	25/100	73.90
37106	1	10/60	110.84
37107	1 1/4	5/45	166.32
37108	1 1/2	5/25	231.66
37109	2	1/20	397.98




C x MIPS WROT ADAPTERS			
BMI #	Size	Packing	\$
37803	3/8	25/1000	17.57
37804	1/2	25/600	10.69
37805	3/4	25/250	18.06
37806	1	10/150	37.07
37807	1 1/4	1/80	57.74
37808	1 1/2	1/65	66.06
37809	2	1/38	88.74
37810	2 1/2	1/48	340.96
37811	3	1/36	518.91
37812	4	1/12	855.36
37817	3/8 x 1/2	25/500	23.89
37818	1/2 x 3/8	25/800	18.14
37826	1/2 x 1/4	25/1000	21.85
37822	1/2 x 3/4	25/250	24.53
37821	1/2 x 1	10/150	58.81
37823	3/4 x 1/2	25/250	28.86
37827	3/4 x 1	10/150	45.64
37825	3/4 x 1 1/4	1/50	114.17
37833	1 x 3/4	10/150	45.64
37830	1 x 1 1/2	1/95	126.28
37831	1 x 1 1/4	1/85	67.03
37832	1 x 1/2	10/180	56.93
37835	1 1/4 x 1 1/2	1/90	106.57
37836	1 1/4 x 1	1/120	68.16
37837	1 1/4 x 3/4	1/120	93.09
37842	1 1/2 x 2	1/55	199.56
37839	1 1/2 x 1 1/4	1/60	106.14
37840	1 1/2 x 1	1/120	126.04



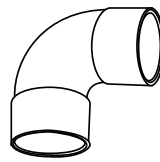
FTG x MIPS WROT ADAPTERS			
BMI #	Size	Packing	\$
37884	1/2	25/500	31.39
37885	3/4	25/250	40.41
37886	1	10/130	51.52
37887	1 1/4	10/80	178.54
37888	1 1/2	1/50	192.94
37889	2	1/38	311.87

Now in
Wrot
Copper

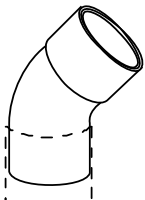
Copper Pressure Fittings



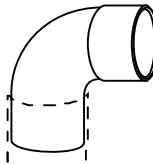
45° C x C ELBOWS WROT			
BMI #	Size	Packing	\$
37201	1/8	25/2000	25.54
37202	1/4	25/1200	19.14
37203	3/8	25/800	16.32
37204	1/2	25/500	6.24
37205	3/4	25/200	10.90
37206	1	10/100	27.42
37207	1 1/4	1/60	37.09
37208	1 1/2	1/40	44.65
37209	2	1/18	74.57
37210	2 1/2	1/20	158.88
37211	3	1/15	235.83
37212	4	1/3	502.48



90° C x C ELBOWS WROT			
BMI #	Size	Packing	\$
37301	1/8	25/3450	10.15
37302	1/4	25/1200	10.71
37303	3/8	25/1000	10.15
37304	1/2	25/500	3.39
37305	3/4	25/200	7.62
37306	1	10/100	18.70
37307	1 1/4	1/50	28.37
37308	1 1/2	1/35	44.23
37309	2	1/18	80.62
37310	2 1/2	1/20	160.81
37311	3	1/13	214.92
37312	4	1/6	550.17
37323	3/4 x 1/2	10/200	19.75
37327	1 x 3/4	10/80	36.21
37328	1 x 1/2	10/80	40.41
37332	1 1/4 x 3/4	20/120	118.57

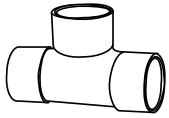


45° STREET ELBOWS (FTG x C)			
37252	1/4	25/1200	28.40
37253	3/8	25/800	22.29
37254	1/2	25/500	7.45
37255	3/4	25/200	11.01
37256	1	10/100	36.21
37257	1 1/4	1/60	45.64
37258	1 1/2	1/40	55.80
37259	2	1/18	88.74
37260	2 1/2	1/20	210.90
37261	3	1/15	285.78
37262	4	1/3	1405.47



90° STREET ELBOWS (FTG x C)			
37342	1/4	25/800	18.77
37353	3/8	25/800	12.93
37354	1/2	25/500	5.19
37355	3/4	25/200	11.01
37356	1	10/100	28.45
37357	1 1/4	1/50	43.13
37358	1 1/2	1/35	56.46
37359	2	1/17	123.02
37360	2 1/2	1/20	210.03
37361	3	1/13	313.17
37362	4	1/6	719.50

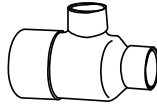
Copper Pressure Fittings



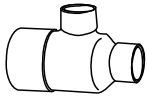
CCC WROT TEES			
BMI #	Size	Packing	\$
37401	1/8	25/2000	21.32
37402	1/4	25/1300	21.45
37403	3/8	25/600	17.18
37404	1/2	25/300	5.81
37405	3/4	10/120	13.99
37406	1	10/60	43.24
37407	1 1/4	1/35	59.11
37408	1 1/2	1/20	91.12
37409	2	1/10	142.08
37410	2 1/2	1/15	286.64
37411	3	1/10	437.48
37412	4	1/5	1058.78



CCC WROT RED. TEES			
1/2"			
37419	1/2 x 1/2 x 1	10/70	57.41
37420	1/2 x 1/2 x 3/4	10/180	26.88
37421	1/2 x 1/2 x 3/8	25/400	29.88
3/4"			
37428	3/4 x 3/4 x 1	10/80	47.04
37429	3/4 x 3/4 x 1/2	10/170	13.46
37430	3/4 x 1/2 x 3/4	10/120	16.49
37431	3/4 x 1/2 x 1/2	10/180	16.49
1"			
37436	1 x 1 x 1 1/2	1/25	136.50
37437	1 x 1 x 1 1/4	1/35	96.53
37438	1 x 1 x 3/4	10/60	43.40
37439	1 x 1 x 1/2	10/100	43.40
37442	1 x 3/4 x 1	10/60	51.59
37443	1 x 3/4 x 3/4	10/60	51.59
37445	1 x 3/4 x 1/2	10/60	51.59
37448	1 x 1/2 x 1	10/60	51.59
37449	1 x 1/2 x 3/4	10/80	54.34
37450	1 x 1/2 x 1/2	10/100	51.59
1 1/4"			
37451	1 1/4 x 1 1/4 x 1 1/2	1/20	138.36
37453	1 1/4 x 1 1/4 x 1	1/40	63.86
37454	1 1/4 x 1 1/4 x 3/4	1/50	63.86
37455	1 1/4 x 1 1/4 x 1/2	1/50	63.86
37457	1 1/4 x 1 x 1 1/4	1/30	83.91
37458	1 1/4 x 1 x 1	1/50	81.98



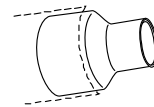
CCC WROT RED. TEES			
1 1/4"			
37459	1 1/4 x 1 x 3/4	1/50	81.98
37460	1 1/4 x 1 x 1/2	1/60	83.91
37461	1 1/4 x 3/4 x 1 1/4	1/35	81.98
37462	1 1/4 x 3/4 x 1	1/45	88.26
37463	1 1/4 x 3/4 x 3/4	1/50	81.98
37465	1 1/4 x 1/2 x 1 1/4	1/35	83.91
1 1/2"			
37470	1 1/2 x 1 1/2 x 2	1/10	264.74
37471	1 1/2 x 1 1/2 x 1 1/4	1/25	67.78
37472	1 1/2 x 1 1/2 x 1	1/35	67.78
37473	1 1/2 x 1 1/2 x 3/4	1/35	67.78
37474	1 1/2 x 1 1/2 x 1/2	1/40	67.78
37475	1 1/2 x 1 1/4 x 1 1/2	1/20	144.40
37476	1 1/2 x 1 1/4 x 1 1/4	1/30	138.75
37477	1 1/2 x 1 1/4 x 1	1/30	136.00
37478	1 1/2 x 1 1/4 x 3/4	1/40	138.75
37479	1 1/2 x 1 1/4 x 1/2	1/40	144.40
37480	1 1/2 x 1 x 1 1/2	1/20	138.75
37482	1 1/2 x 1 x 1	1/35	136.00
37483	1 1/2 x 1 x 3/4	1/30	138.75
37484	1 1/2 x 1 x 1/2	1/40	144.40
37486	1 1/2 x 3/4 x 1 1/2	1/20	136.00
37487	1 1/2 x 3/4 x 1	1/40	144.40
37488	1 1/2 x 3/4 x 3/4	1/40	144.40
37489	1 1/2 x 3/4 x 1/2	1/40	152.09
37490	1 1/2 x 1/2 x 1 1/2	1/20	139.05
2"			
37491	2 x 2 x 1 1/2	1/10	110.63
37495	2 x 2 x 1 1/4	1/15	122.80
37496	2 x 2 x 1	1/18	110.63
37497	2 x 2 x 3/4	1/20	107.32
37498	2 x 2 x 1/2	1/20	107.32
37516	2 x 1 1/2 x 2	1/10	184.70
37517	2 x 1 1/2 x 1 1/2	1/10	180.84
37518	2 x 1 1/2 x 1 1/4	1/10	200.33
37519	2 x 1 1/2 x 1	1/20	184.70
37520	2 x 1 1/2 x 3/4	1/20	184.70
37523	2 x 1 1/4 x 1 1/4	1/15	200.33
37524	2 x 1 1/4 x 1	1/20	198.51
37522	2 x 1 1/4 x 2	1/10	192.06
37525	2 x 1 x 2	1/15	184.70
37527	2 x 1 x 1	1/20	184.70
37529	2 x 3/4 x 2	1/10	184.70
37532	2 x 1/2 x 2	1/15	184.70



CCC WROT RED. TEES			
BMI #	Size	Packing	\$
2 1/2"			
37534	2 1/2 x 2 1/2 x 2	1/15	334.13
37535	2 1/2 x 2 1/2 x 1 1/2	1/20	334.13
37536	2 1/2 x 2 1/2 x 1 1/4	1/20	334.13
37537	2 1/2 x 2 1/2 x 1	1/25	334.13
37538	2 1/2 x 2 1/2 x 3/4	1/25	327.03
37539	2 1/2 x 2 1/2 x 1/2	1/25	334.13
37540	2 1/2 x 2 x 2 1/2	1/15	432.39
37541	2 1/2 x 2 x 2	1/15	418.36
37542	2 1/2 x 2 x 1 1/2	1/10	433.28
3"			
37549	3 x 3 x 2 1/2	1/10	402.58
37550	3 x 3 x 2	1/13	368.01
37551	3 x 3 x 1 1/2	1/15	368.01
37552	3 x 3 x 1 1/4	1/15	368.01
37553	3 x 3 x 1	1/20	368.01
37554	3 x 3 x 3/4	1/20	368.01
37555	3 x 3 x 1/2	1/10	368.01
37561	3 x 2 1/2 x 2	1/15	617.10
37560	3 x 2 x 2	1/15	600.78
4"			
37570	4 x 4 x 3	1/5	752.19
37571	4 x 4 x 2 1/2	1/5	814.37
37572	4 x 4 x 2	1/6	714.65
37573	4 x 4 x 1 1/2	1/8	675.68
37574	4 x 4 x 1 1/4	1/8	707.59
37575	4 x 4 x 1	1/8	675.68
37576	4 x 4 x 3/4	1/8	768.28

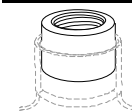


WROT COPPER CAPS			
BMI #	Size	Packing	\$
37502	1/4	25/2000	3.11
37503	3/8	25/1500	4.96
37504	1/2	25/1400	2.48
37505	3/4	25/500	4.61
37506	1	10/300	10.90
37507	1 1/4	1/160	14.60
37508	1 1/2	1/140	21.37
37509	2	1/60	39.45
37510	2 1/2	1/50	125.88
37511	3	1/30	172.55
37512	4	1/25	325.46

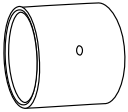


Copper Pressure Fittings

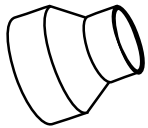
FITTING REDUCERS (FTG x C)			
BMI #	Size	Packing	\$
3/8"			
37116	3/8 x 1/4	25/1200	5.89
1/2"			
37119	1/2 x 3/8	25/1000	6.07
37120	1/2 x 1/4	25/1000	6.72
3/4"			
37123	3/4 x 1/2	25/400	9.16
1"			
37127	1 x 3/4	10/160	14.12
37128	1 x 1/2	10/200	18.40
1 1/4"			
37131	1 1/4 x 1	1/100	26.00
37132	1 1/4 x 3/4	1/100	26.00
37133	1 1/4 x 1/2	1/100	26.00
1 1/2"			
37135	1 1/2 x 1 1/4	1/100	33.89
37136	1 1/2 x 1	1/100	33.89
37137	1 1/2 x 3/4	1/100	33.89
37138	1 1/2 x 1/2	1/100	33.89
2"			
37140	2 x 1 1/2	1/50	63.86
37141	2 x 1 1/4	1/50	63.86
37142	2 x 1	1/50	67.27
37143	2 x 3/4	1/50	67.27
37144	2 x 1/2	1/50	71.42
2 1/2"			
37146	2 1/2 x 2	1/30	127.08
37147	2 1/2 x 1 1/2	1/30	129.77
37148	2 1/2 x 1 1/4	1/30	132.13
37149	2 1/2 x 1	1/30	147.88
3"			
37151	3 x 2 1/2	1/15	163.16
37152	3 x 2	4/20	159.56
37153	3 x 1 1/2	1/20	178.33
4"			
37156	4 x 3	1/18	343.21
37157	4 x 2 1/2	1/6	356.86
37158	4 x 2	1/20	375.72



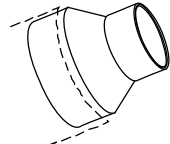
FTG x FIPS WROT FLUSH BUSHINGS			
BMI #	Size	Packing	\$
37170	1/2 x 1/8	25/1000	9.38
37169	1/2 x 1/4	25/1000	8.14



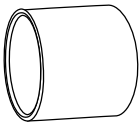
C x C CPLGS DWV WITH 'DOT' STOP			
BMI #	Size	Packing	\$
22007	1 1/4	10/300	14.69
22008	1 1/2	10/200	18.23
22009	2	10/100	25.33
22011	3	5/30	49.04
22012	4	1/20	156.16



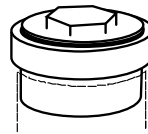
C x C REDUCING COUPLINGS DWV			
22035	1 1/2 x 1 1/4	10/300	29.61
22040	2 x 1 1/2	10/100	34.17
22041	2 x 1 1/4	10/150	34.28
22052	3 x 2	5/50	73.71
22053	3 x 1 1/2	5/50	76.55



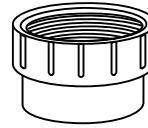
FTG x C BUSHINGS DWV			
22135	1 1/2 x 1 1/4	10/300	27.70
22140	2 x 1 1/2	10/150	30.25
22141	2 x 1 1/4	10/100	33.43
22152	3 x 2	5/100	125.87
22153	3 x 1 1/2	1/80	199.02



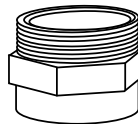
C x C COUPLINGS 'NO' STOP DWV			
22078	1 1/2	10/200	21.68
22079	2	10/100	29.83
22081	3	5/30	54.10
22082	4	1/50	183.98



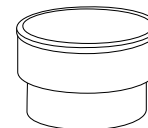
CLEAN-OUTS (FTG x C) W/Plug - DWV			
22607	1 1/4	2/120	141.75
22608	1 1/2	5/100	139.15
22609	2	5/60	164.60
22611	3	1/20	671.95



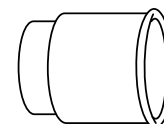
C x FIPS ADAPTERS DWV			
BMI #	Size	Packing	\$
22707	1 1/4	5/200	58.64
22708	1 1/2	10/150	58.28
22709	2	5/90	76.85
22711	3	1/25	393.31



C x MIPS ADAPTERS DWV			
22807	1 1/4	10/300	45.21
22808	1 1/2	10/200	57.40
22809	2	10/150	91.85
22811	3	5/30	343.08

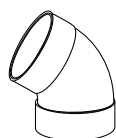


C x NO-HUB ADAPTERS DWV			
22854	1 1/2 x 2	5/100	90.01
22855	2 x 2	1/200	96.39
22856	3 x 3	20/160	170.98

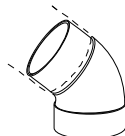


C x SOIL PIPE FERRULES DWV (CAST)			
22843	2 x 2	1/50	62.37


C x SPIGOT FERRULE ADAPT. DWV WROT			
22845	2 x 2	1/35	64.61
22847	4 x 4	1/1	397.47
22852	3 x 4	1/24	745.50



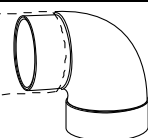
C x C 45° ELBOWS DWV			
BMI #	Size	Packing	\$
22217	1 1/4	10/160	28.90
22218	1 1/2	10/100	23.86
22219	2	5/60	54.92
22221	3	1/18	116.50
22212	4	1/16	559.60



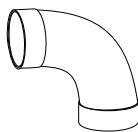
45° DWV STREET ELBOWS (Ftg x C)			
22257	1 1/4	10/120	44.43
22258	1 1/2	10/100	33.43
22259	2	5/60	68.18
22261	3	1/18	163.93
22262	4	1/1	762.11



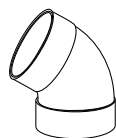
C x C 90° ELBOWS DWV			
22317	1 1/4	10/120	31.34
22318	1 1/2	10/80	46.96
22319	2	5/35	61.28
22321	3	1/12	151.63
22312	4	1/12	813.84



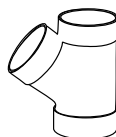
90° DWV STREET ELBOWS (Ftg. X C.)			
22357	1 1/4	10/100	56.05
22358	1 1/2	10/80	43.56
22359	2	5/35	84.54
22361	3	1/1	180.47
22362	4	1/1	1149.61



90° DWV LONG RADIUS ELBOWS (C x C)			
22378	1 1/2	5/100	80.83
22379	2	5/20	114.29



C x C 60° ELBOWS DWV			
BMI #	Size	Packing	\$
22367	1 1/4	10/100	56.10
22368	1 1/2	5/120	56.65
22369	2	5/80	106.29



CCC Y's DWV			
22507	1 1/4	10/70	139.43
22508	1 1/2	5/60	124.74
22509	2	5/40	196.93
22511	3	1/12	543.90



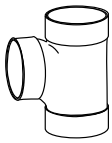
CCC RED. Y's DWV			
22516	1 1/2 x 1 1/2 x 1 1/4	1/80	169.00
22514	1 1/2 x 1 1/4 x 1 1/2	1/80	169.00
22515	1 1/2 x 1 1/4 x 1 1/4	1/45	169.00
22519	2 x 2 x 1 1/2	1/50	153.09
22520	2 x 2 x 1 1/4	1/50	217.73
22521	2 x 1 1/2 x 2	1/40	244.28
22522	2 x 1 1/2 x 1 1/2	1/50	219.87
22527	3 x 3 x 2	1/20	433.90
22528	3 x 3 x 1 1/2	1/30	433.90



DOUBLE Y's C x C x C x C - DWV			
22558	1 1/2	1/35	249.80
22559	2	1/25	442.56
22565	2 x 1 1/2	5/40	357.21



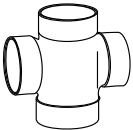
C x C 22 1/2° ELBOWS DWV			
22348	1 1/2	5/100	80.29
22349	2	5/50	103.71
22351	3	1/25	181.16



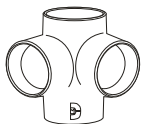
CCC TY's DWV			
BMI #	Size	Packing	\$
22407	1 1/4	5/70	61.91
22408	1 1/2	5/50	77.12
22409	2	1/30	89.91
22411	3	1/20	378.85
22412	4	1/5	964.22



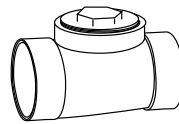
CCC REDUCING TY's DWV			
22416	1 1/2 x 1 1/2 x 1 1/4	1/90	92.31
22414	1 1/2 x 1 1/4 x 1 1/2	1/80	181.09
22415	1 1/2 x 1 1/4 x 1 1/4	1/45	181.09
22419	2 x 2 x 1 1/2	1/40	104.10
22420	2 x 2 x 1 1/4	1/40	104.10
22421	2 x 1 1/2 x 2	1/30	146.66
22422	2 x 1 1/2 x 1 1/2	1/50	143.54
22423	2 x 1 1/2 x 1 1/4	1/50	143.54
22428	3 x 3 x 2	1/20	293.54
22429	3 x 3 x 1 1/2	1/30	293.54
22430	3 x 3 x 1 1/4	1/20	293.54
22440	3 x 1 1/2 x 1 1/4	1/36	293.54



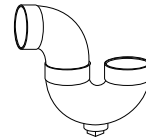
DOUBLE TY's C x C x C x C - DWV			
22457	1 1/4	1/50	207.33
22458	1 1/2	1/30	170.96
22459	2	1/20	394.01
22463	1 1/2 x 1 1/4	1/50	243.56
22465	2 x 1 1/2	1/25	352.95
22466	2 x 1 1/4	1/25	438.72



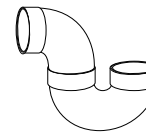
DWV UTILITY TEES			
22469	2	1/25	438.04



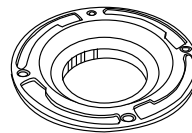
TEST TEES C x C to CLEANOUT w/PLUG			
BMI #	Size	Packing	\$
22617	1 1/4	1/50	218.36
22618	1 1/2	5/50	218.36
22619	2	5/40	275.33



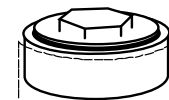
P-TRAPS C x C w/PLUG - DWV			
22667	1 1/4	1/30	297.36
22668	1 1/2	1/25	275.11
22669	2	1/20	421.18



P-TRAPS C x C - DWV			
22677	1 1/4	1/30	255.90
22678	1 1/2	1/25	247.26
22679	2	1/20	381.97



SOLDER CLOSET FLANGES			
22651	4 x 3 Concentric	5/30	406.77



FLUSH CLEAN-OUTS WITH PLUG			
22657	1 1/4 x 3/4	5/150	68.04
22658	1 1/2 x 1	5/120	85.05
22659	2 x 1 1/2	5/75	102.06
22661	3 x 2 1/2	2/30	215.46

ACR - REFRIGERATION FITTINGS

BMI#	Description	O.D. Size	Packing	\$
37901	C x C 90° LONG TURN ELBOW	1/4	25/2000	20.09
37935	C x C 90° LONG TURN ELBOW	5/16	1/1	17.84
37902	C x C 90° LONG TURN ELBOW	3/8	25/1200	14.42
37903	C x C 90° LONG TURN ELBOW	1/2	25/650	18.17
37904	C x C 90° LONG TURN ELBOW	5/8	25/350	15.50
37913	C x C 90° LONG TURN ELBOW	3/4	25/200	15.70
37905	C x C 90° LONG TURN ELBOW	7/8	10/120	20.06
37906	C x C 90° LONG TURN ELBOW	1 1/8	10/70	32.26
37907	C x C 90° LONG TURN ELBOW	1 3/8	1/35	52.88
37908	C x C 90° LONG TURN ELBOW	1 5/8	1/25	70.99
37909	C x C 90° LONG TURN ELBOW	2 1/8	1/12	186.78
37910	C x C 90° LONG TURN ELBOW	2 5/8	1/1	295.68



37951	C x C FTG x 90° LONG TURN ELBOW	1/4	25/2000	21.37
37952	C x C FTG x 90° LONG TURN ELBOW	3/8	25/1200	17.06
37953	C x C FTG x 90° LONG TURN ELBOW	1/2	25/750	33.37
37954	C x C FTG x 90° LONG TURN ELBOW	5/8	25/350	23.32
37963	C x C FTG x 90° LONG TURN ELBOW	3/4	25/200	27.58
37955	C x C FTG x 90° LONG TURN ELBOW	7/8	10/120	27.87
37956	C x C FTG x 90° LONG TURN ELBOW	1 1/8	10/60	47.47
37957	C x C FTG x 90° LONG TURN ELBOW	1 3/8	1/35	70.04
37958	C x C FTG x 90° LONG TURN ELBOW	1 5/8	1/25	99.63
37959	C x C FTG x 90° LONG TURN ELBOW	2 1/8	1/12	162.44



37013	C x C COUPLING	3/4	25/400	7.74
37014	C x C COUPLING	5/16	1/1	3.26



37022	C x C RED.COUPLING	3/4 x 1/2	25/600	16.25
37018	C x C RED.COUPLING	3/4 x 5/8	25/500	13.16
37062	C x C RED.COUPLING	7/8 x 3/4	25/350	9.30
37063	C x C RED.COUPLING	1 1/8 x 3/4	10/200	18.14
37064	C x C RED.COUPLING	1/2 x 5/16	1/1	9.74



37213	C x C 45° ELBOW	3/4	25/300	31.10
37313	C x C 90° ELBOW	3/4	25/300	20.65
37282	FTG x C 45° ELBOW	3/4	25/300	47.04
37382	FTG x C 90° ELBOW	3/4	25/300	21.32



37162	FTG x C BUSHING	7/8 x 3/4	25/400	9.32
37163	FTG x C BUSHING	1 1/8 x 3/4	10/170	17.18



37413	CCC TEE	3/4	25/200	37.36
37417	CCC RED. TEE	1/2 x 1/2 x 3/8	25/600	34.01



37513	COPPER CAP	3/4	25/850	5.91
-------	------------	-----	--------	------



*****ATTENTION: PLEASE NOTE THAT ACR-REFRIGERATION FITTINGS ARE ILLUSTRATED IN OD SIZES (OUTSIDE DIAMETER).*****