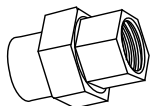


LISTE DE PRIX BMI CANADA - RACCORDS DE  
CUIVRE COULÉS TYPE PRESSION (RÉGULIERS)

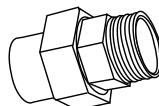
**CCF**  
**17-1**

1er février 2017 (c)

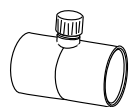
**NON CONÇU POUR L'EAU POTABLE**



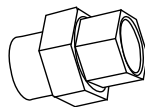
UNIONS C x F "HYBRIDE" (OUVRÉ /COULÉ)			
#BMI	Taille	Emballage	\$
21125	3/4	5/75	288.81
21126	1	5/50	666.47
21127	1 1/4	2/30	1 199.63
21128	1 1/2	2/20	1 421.80
21129	2	1/15	2 517.76



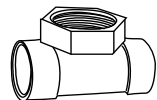
UNIONS C x M "HYBRIDE" (OUVRÉ /COULÉ)			
#BMI	Taille	Emballage	\$
21134	1/2	10/100	167.35
21135	3/4	5/75	251.78
21136	1	5/50	607.23



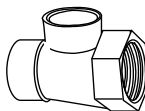
MANCHONS AVEC ÉVENT C x C "CAST"			
#BMI	Taille	Emballage	\$
21084	1/2	75/300	79.85



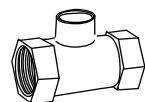
UNIONS C x C "HYBRIDE" (OUVRÉ /COULÉ)			
#BMI	Taille	Emballage	\$
21110	2 1/2	1/15	1 777.23



TÉS C x C x F "CAST"			
#BMI	Taille	Emballage	\$
21592	3/4	25/100	130.33
TÉS RÉDUITS C x C x F "CAST"			
21599	1/2 x 1/2 x 3/4	1/200	162.91
21577	1 x 1 x 1/2	25/100	251.78



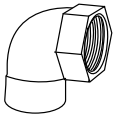
TÉS C x F x C "CAST"			
#BMI	Taille	Emballage	\$
21595	1/2	50/150	62.88
21596	3/4	25/100	143.67
TÉS RÉDUITS C x F x C "CAST"			
21598	3/4 x 1/2 x 3/4	25/100	121.45



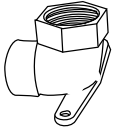
TÉS RÉDUITS F x F x C "CAST"			
#BMI	Taille	Emballage	\$
21587	3/4 x 3/4 x 1/2	25/100	92.71



TÉS DE PLINTHE C x F x C "CAST"			
#BMI	Taille	Emballage	\$
21579	1/2 x 1/8 x 1/2	50/400	75.52
21582	1 1/4 x 1/8 x 1 1/4	10/60	592.41

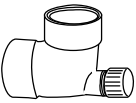
**NON CONÇU POUR L'EAU POTABLE**

<b>COUDES 90° REDUITS C x F "CAST"</b>			
#BMI	Taille	Emballage	\$
21392	1/2 x 3/8	25/200	68.12



<b>COUDES 90° C x F AVEC OREILLES "CAST"</b>			
#BMI	Taille	Emballage	\$
21377	1	20/120	355.44

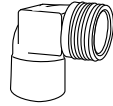
<b>COUDES 90° RÉDUITS Cx F AVEC OREILLES "CAST"</b>			
#BMI	Taille	Emballage	\$
21376	1/2 x 3/8	25/200	105.15



<b>COUDES 90° AVEC ÉVENT "CAST"</b>			
#BMI	Taille	Emballage	\$
21583	1/2	50/400	90.34

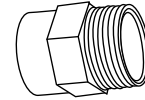


<b>COUDES 90° C x C AVEC OREILLES "CAST"</b>			
#BMI	Taille	Emballage	\$
21361	3/4	25/150	162.91

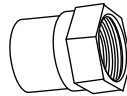


<b>COUDES 90° C x M "CAST"</b>			
#BMI	Taille	Emballage	\$
21364	1/2	25/300	48.88
21365	3/4	25/200	97.75
21366	1	25/150	170.32

<b>COUDES 90° REDUITS C x M "CAST"</b>			
#BMI	Taille	Emballage	\$
21367	3/4 x 1/2	25/200	125.89



<b>ADAPTATEURS C x M "CAST"</b>			
#BMI	Taille	Emballage	\$
21804	1/2	25/600	33.19
21830	1 x 1 1/4	25/200	185.13



<b>ADAPTATEURS C x F "CAST"</b>			
#BMI	Taille	Emballage	\$
21710	2 1/2	1/35	1 258.88