

**SFN**

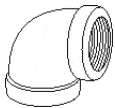
**13-3**

**BMI CANADA STAINLESS STEEL THREADED FITTINGS AND PIPE NIPPLES**

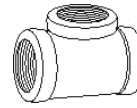
October 11, 2013 (b)

**STAINLESS STEEL THREADED FITTINGS**

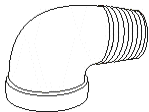
**SS304 & SS316 (150 Lbs)**



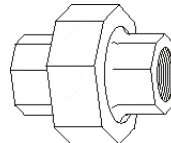
| 90° ELBOWS |        |      |         |        |        |
|------------|--------|------|---------|--------|--------|
| BMI #      |        | Size | Packing | \$     |        |
| SS 304     | SS 316 |      |         | SS 304 | SS 316 |
| -          | 01301  | 1/8  | 25/900  | -      | 1.57   |
| 02304      | -      | 1/2  | 25/175  | 0.96   | -      |
| 02305      | -      | 3/4  | 25/75   | 1.39   | -      |
| -          | 01306  | 1    | 25/60   | -      | 3.23   |
| 02309      | -      | 1    | 5/15    | 7.33   | -      |
| -          | 01312  | 4    | 1/2     | -      | 57.91  |



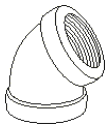
| TEES   |        |      |         |        |        |
|--------|--------|------|---------|--------|--------|
| BMI #  |        | Size | Packing | \$     |        |
| SS 304 | SS 316 |      |         | SS 304 | SS 316 |
| -      | 01401  | 1/8  | 25/600  | -      | 1.72   |
| -      | 01403  | 3/8  | 25/200  | -      | 1.92   |
| 02404  | -      | 1/2  | 25/100  | 1.25   | -      |
| 02405  | 01405  | 3/4  | 25/60   | 1.97   | 2.41   |
| -      | 01412  | 4    | 1/2     | -      | 58.58  |



| 90° STREET ELBOWS |       |       |        |   |      |
|-------------------|-------|-------|--------|---|------|
| -                 | 01374 | 1/2   | 25/200 | - | 2.06 |
| -                 | 01375 | 3/4   | 25/100 | - | 2.90 |
| -                 | 01377 | 1 1/4 | 5/30   | - | 5.92 |



| UNIONS |       |       |         |      |      |
|--------|-------|-------|---------|------|------|
| -      | 01101 | 1/8   | 25/500  | -    | 3.56 |
| -      | 01102 | 1/4   | 25/300  | -    | 4.29 |
| -      | 01103 | 3/8   | 25/150  | -    | 4.41 |
| -      | 02105 | 3/4   | 10/1000 | -    | 3.32 |
| 02107  | -     | 1 1/4 | 5/25    | 6.75 | -    |



| 45° ELBOWS |       |       |        |      |       |
|------------|-------|-------|--------|------|-------|
| -          | 01201 | 1/8   | 25/800 | -    | 1.60  |
| -          | 01203 | 3/8   | 25/400 | -    | 1.61  |
| 02204      | 01204 | 1/2   | 25/200 | 1.11 | 1.89  |
| 02205      | 01205 | 3/4   | 25/100 | 1.39 | 2.39  |
| 02206      | -     | 1     | -      | 2.41 | -     |
| 02207      | -     | 1 1/4 | -      | 2.96 | -     |
| -          | 01208 | 1 1/2 | 5/30   | -    | 6.77  |
| 02209      | 01210 | 2     | 1/10   | 6.42 | 18.55 |
| -          | 01211 | 3     | 1/8    | -    | 22.14 |
| -          | 01212 | 4     | 1/10   | -    | 30.57 |

**STAINLESS STEEL THREADED FITTINGS**



| <b>HEXAGONAL BUSHINGS</b> |               |             |                |               |               |
|---------------------------|---------------|-------------|----------------|---------------|---------------|
| <b>BMI #</b>              |               | <b>Size</b> | <b>Packing</b> | <b>\$</b>     |               |
| <b>SS 304</b>             | <b>SS 316</b> |             |                | <b>SS 304</b> | <b>SS 316</b> |
| -                         | 01115         | 1/4 x 1/8   | 10/1000        | -             | 1.18          |
| -                         | 01124         | 3/4 x 3/8   | 25/300         | -             | 1.58          |
| -                         | 01133         | 1 1/4 x 1/2 | 5/150          | -             | 3.47          |
| -                         | 01137         | 1 1/2 x 3/4 | 5/100          | -             | 4.33          |
| -                         | 01138         | 1 1/2 x 1/2 | 5/100          | -             | 4.29          |



| <b>COUPLINGS</b> |       |       |      |   |       |
|------------------|-------|-------|------|---|-------|
| -                | 01008 | 1 1/2 | 5/65 | - | 6.05  |
| -                | 01011 | 3     | 1/10 | - | 26.39 |
| -                | 01012 | 4     | 1/6  | - | 37.17 |



| <b>SQUARE HEAD PLUGS</b> |       |       |        |      |       |
|--------------------------|-------|-------|--------|------|-------|
| 02604                    | -     | 1/2   | 25/400 | 0.58 | -     |
| 02605                    | -     | 3/4   | 25/300 | 0.75 | -     |
| 02606                    | -     | 1     | 25/250 | 1.04 | -     |
| -                        | 01607 | 1 1/4 | 25/210 | -    | 2.39  |
| -                        | 01610 | 2 1/2 | 1/30   | -    | 5.20  |
| -                        | 01611 | 3     | 1/25   | -    | 11.81 |
| -                        | 01612 | 4     | 1/15   | -    | 15.88 |



| <b>REDUCING COUPLING</b> |               |             |                |               |               |
|--------------------------|---------------|-------------|----------------|---------------|---------------|
| <b>BMI #</b>             |               | <b>Size</b> | <b>Packing</b> | <b>\$</b>     |               |
| <b>SS 304</b>            | <b>SS 316</b> |             |                | <b>SS 304</b> | <b>SS 316</b> |
| -                        | 01015         | 1/4 x 1/8   | 25/500         | -             | 3.00          |
| -                        | 01019         | 1/2 x 3/8   | 25/200         | -             | 1.99          |
| -                        | 01020         | 1/2 x 1/4   | 25/300         | -             | 2.01          |
| -                        | 01023         | 3/4 x 1/2   | 25/200         | -             | 2.43          |
| -                        | 01025         | 3/4 x 1/4   | 25/150         | -             | 6.11          |
| -                        | 01031         | 1 1/4 x 1   | 5/75           | -             | 10.52         |
| -                        | 01032         | 1 1/4 x 3/4 | 5/75           | -             | 10.50         |
| -                        | 01036         | 1 1/2 x 1   | 5/40           | -             | 10.08         |



| <b>CAPS</b> |       |       |        |      |       |
|-------------|-------|-------|--------|------|-------|
| -           | 01501 | 1/8   | 25/800 | -    | 0.95  |
| -           | 01502 | 1/4   | 25/800 | -    | 1.02  |
| 02504       | -     | 1/2   | 25/400 | 0.70 | -     |
| 02505       | 01505 | 3/4   | 25/300 | 0.92 | 1.21  |
| -           | 01506 | 1     | 25/200 | -    | 1.81  |
| -           | 01507 | 1 1/4 | 5/100  | -    | 3.24  |
| 02508       | 01508 | 1 1/2 | 5/100  | 2.74 | 3.93  |
| -           | 01510 | 2 1/2 | 1/30   | -    | 12.57 |
| -           | 01511 | 3     | 1/20   | -    | 12.68 |
| -           | 01512 | 4     | 1/10   | -    | 20.68 |

**STAINLESS STEEL THREADED PIPE NIPPLES (SS316)**

**STAINLESS STEEL THREADED PIPE NIPPLES (SS316)**

| Diam. | (Close lgt) | Close | 1 1/2" | 2"    | 2 1/2" | 3"    | 3 1/2" | 4"    | 4 1/2" | 5"    | 5 1/2" | 6"    |
|-------|-------------|-------|--------|-------|--------|-------|--------|-------|--------|-------|--------|-------|
| 1/8   | 3/4         |       | 0.60   | 0.68  | 0.39   | 0.77  | 1.22   | 0.55  | 1.19   | 1.40  | 1.37   | 0.77  |
| BMI # |             |       | 17115  | 17120 | 17125  | 17130 | 17135  | 17140 | 17145  | 17150 | 17155  | 17160 |
| 1/4   | .7/8        |       |        |       |        |       |        | 1.47  | 1.43   | 1.78  | 1.20   | 2.09  |
| BMI # |             |       |        |       |        |       |        | 17240 | 17245  | 17250 | 17255  | 17260 |
| 3/8   | 1           |       | 1.01   | 1.36  | 1.45   | 1.62  | 1.53   | 2.57  | 1.85   | 2.68  | 1.64   | 2.42  |
| BMI # |             |       | 17315  | 17320 | 17325  | 17330 | 17335  | 17340 | 17345  | 17350 | 17355  | 17360 |
| 1/2   | 1 1/8       |       |        |       |        |       |        |       | 2.36   |       | 3.94   |       |
| BMI # |             |       |        |       |        |       |        |       | 17445  |       | 17455  |       |
| 3/4   | 1 3/8       |       |        |       | 2.26   |       | 3.03   |       | 3.78   | 3.99  | 4.64   |       |
| BMI # |             |       |        |       | 17525  |       | 17535  |       | 17545  | 17550 | 17555  |       |
| 1     | 1 1/2       |       |        |       |        |       |        | 4.80  | 5.37   | 5.35  | 6.17   |       |
| BMI # |             |       |        |       |        |       |        | 17640 | 17645  | 17650 | 17655  |       |
| 1 1/4 | 1 5/8       |       |        | 3.83  | 4.32   | 5.36  | 5.34   |       | 6.92   | 8.39  | 9.21   |       |
| BMI # |             |       |        | 17720 | 17725  | 17730 | 17735  |       | 17745  | 17750 | 17755  |       |
| 1 1/2 | 1 3/4       |       |        |       |        |       |        |       |        |       | 10.96  | 11.96 |
| BMI # |             |       |        |       |        |       |        |       |        |       | 17855  | 17860 |
| 2     | 2           |       |        |       |        |       |        |       |        | 11.34 |        |       |
| BMI # |             |       |        |       |        |       |        |       |        | 17950 |        |       |
| 4     | 4           | 29.09 |        |       |        |       |        |       |        |       |        |       |
| BMI # |             | 17020 |        |       |        |       |        |       |        |       |        |       |