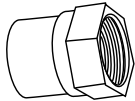


**BMI CANADA LEAD FREE CAST & FLANGE
COPPER PRESSURE FITTING PRICE LIST**

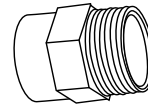


**CCF
18-2**

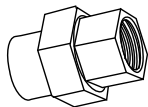
October 22, 2018



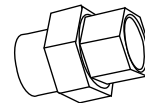
C x F "CAST" ADAPTERS			
BMI#	Size	Packing	\$
25704	1/2	25/600	51.08
25705	3/4	25/450	81.63
25706	1	25/200	123.79
25707	1 1/4	10/100	186.98
25708	1 1/2	10/90	270.94
25709	2	5/50	413.56
25710	2 1/2	1/35	1 676.96



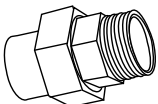
C x M "CAST" ADAPTERS			
BMI#	Size	Packing	\$
25804	1/2	25/600	44.24
25805	3/4	25/450	65.87
25806	1	25/250	110.61
25807	1 1/4	10/120	185.27
25808	1 1/2	10/100	219.86
25809	2	5/60	358.19




C x F UNIONS "HYBRID" (WROT/CAST)			
BMI#	Size	Packing	\$
25124	1/2	10/100	305.77
25125	3/4	5/75	384.71
25126	1	5/50	887.85
25127	1 1/4	2/30	1 598.01
25128	1 1/2	2/20	1 894.01
25129	2	1/15	2 769.54



C x C UNIONS "HYBRID" (WROT/CAST)			
BMI#	Size	Packing	\$
25104	1/2	25/250	189.75
25105	3/4	25/200	275.57
25106	1	10/90	353.67
25107	1 1/4	5/45	519.02
25108	1 1/2	5/45	848.39
25109	2	1/33	1 262.68
25110	2 1/2	1/15	2 367.45
25111	3	1/12	5 721.39



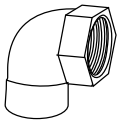
C x M UNIONS "HYBRID" (WROT/CAST)			
BMI#	Size	Packing	\$
25134	1/2	10/100	222.92
25135	3/4	5/75	335.35
25136	1	5/50	808.91
25137	1 1/4	2/30	1 065.31
25138	1 1/2	2/20	1 124.57
25139	2	1/15	2 268.83



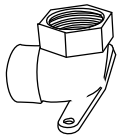
COP #125 COMPANION FLANGES "CAST"			
BMI#	Size	Packing	\$
25606	1 x 4 1/4	1/10	678.55
25607	1 1/4 x 4 5/8	1/24	747.05
25608	1 1/2 x 5	1/24	900.55
25609	2 x 6	1/10	1 513.10
25610	2 1/2 x 7	1/10	2 095.80
25611	3 x 7 1/2	1/10	2 539.45
25612	4 x 9	1/5	4 175.60

COP #150 COMPANION FLANGES "CAST"			
BMI#	Size	Packing	\$
25638	1 1/2 x 5	1/20	1 417.15
25639	2 x 6	1/10	1 905.60
25640	2 1/2 x 7	1/10	3 249.20
25641	3 x 7 1/2	1/5	3 610.15
25642	4 x 9	1/5	5 791.65

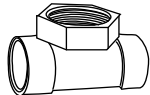
LEAD FREE CAST & FLANGES COPPER PRESSURE FITTINGS



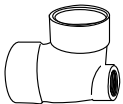
C x F "CAST" 90° ELBOWS			
BMI#	Size	Packing	\$
25384	1/2	25/300	65.14
25385	3/4	25/100	108.53
25386	1	25/75	335.35
C x F "CAST" RED. 90° ELBOWS			
25391	1/2 x 3/4	25/200	101.55
25392	1/2 x 3/8	25/200	90.81
25390	3/4 x 1/2	25/200	108.35



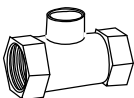
C x F "CAST" 90° DROPEAR ELBOWS			
25399	1/2	25/200	88.85
25375	3/4	25/100	140.05
25377	1	20/120	473.44
C x F "CAST" RED. 90° DROPEAR ELBOWS			
25376	1/2 x 3/8	25/200	140.05



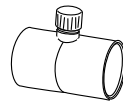
CCF TEES "CAST"			
25591	1/2	25/150	75.28
25592	3/4	25/100	173.66
CCF RED. TEES "CAST"			
25599	1/2 x 1/2 x 3/4	1/200	217.04
25593	3/4 x 3/4 x 1/2	25/200	179.53
25577	1 x 1 x 1/2	25/100	335.35



CFC BASEBOARD TEES "CAST"			
25579	1/2 x 1/8 x 1/2	25/400	100.58
25580	3/4 x 1/8 x 3/4	25/200	112.43
25581	1 x 1/8 x 1	25/100	297.83
25582	1 1/4 x 1/8 x 1 1/4	10/60	789.11



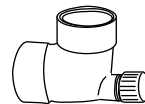
FFC TEES "CAST"			
25586	3/4	25/100	168.06
FFC RED. TEES "CAST"			
25587	3/4 x 3/4 x 1/2	25/100	164.76
25588	3/4 x 1/2 x 3/4	25/200	118.79
25589	3/4 x 1/2 x 1/2	25/100	116.35



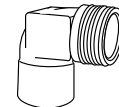
C x C "CAST" DRAIN COUPLINGS			
BMI#	Size	Packing	\$
25084	1/2	75/300	106.33



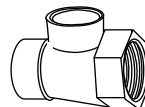
C x C "CAST" 90° DROPEAR ELBOWS			
25360	1/2	25/300	74.91
25361	3/4	25/150	217.04



C x C "CAST" VENT 90° ELBOWS			
25583	1/2	50/400	120.37
25584	3/4	25/150	184.14

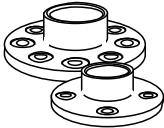


C x M "CAST" 90° ELBOWS			
25364	1/2	25/300	65.14
25365	3/4	25/200	130.15
25366	1	25/150	294.18
C x M "CAST" RED. 90° ELBOWS			
25367	3/4 x 1/2	25/200	167.67

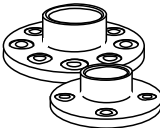


CFC TEES "CAST"			
BMI#	Size	Packing	\$
25595	1/2	25/150	83.71
25596	3/4	25/100	191.38
CFC RED. TEES "CAST"			
25598	3/4 x 1/2 x 3/4	25/100	161.81

NOT SUITABLE FOR POTABLE WATER



COP #125 COMPANION FLANGES "CAST"			
21606	1 x 4 1/4	1/30	517.75
21607	1 1/4 x 4 5/8	1/24	672.50
21608	1 1/2 x 5	1/24	720.50
21609	2 x 6	5/10	1 139.85
21610	2 1/2 x 7	1/10	1 866.20
21611	3 x 7 1/2	1/10	1 923.10
21612	4 x 9	1/5	3 161.70



COP #150 COMPANION FLANGES "CAST"			
21638	1 1/2 x 5	1/20	1 082.55
21639	2 x 6	1/10	1 450.10
21640	2 1/2 x 7	1/10	2 459.15
21641	3 x 7 1/2	1/5	2 756.40
21642	4 x 9	1/5	5 114.85